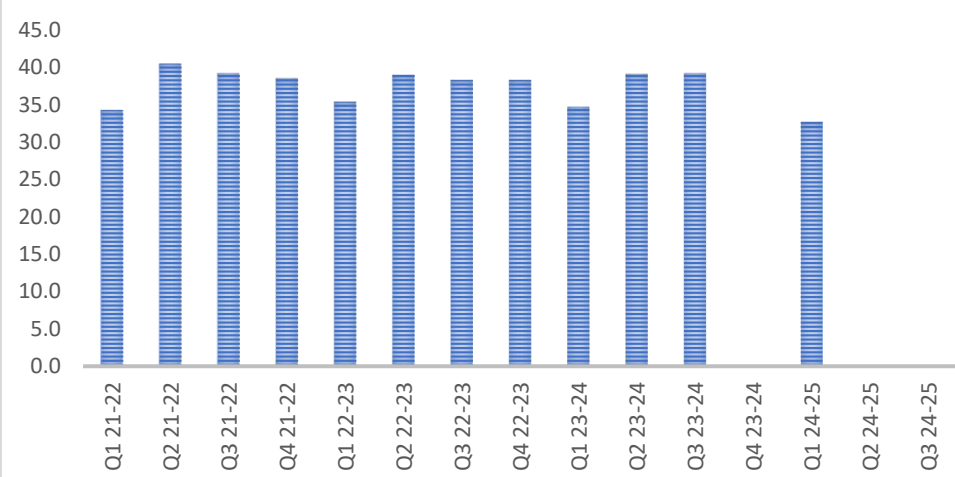
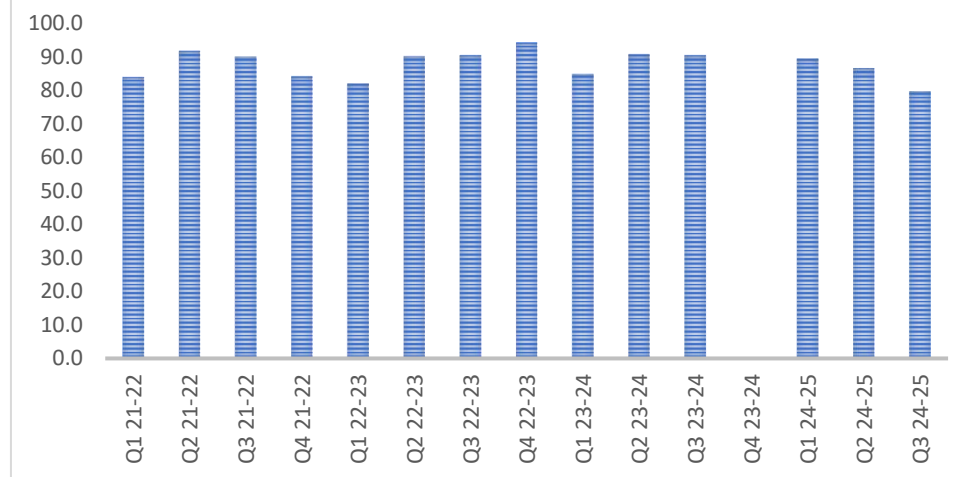
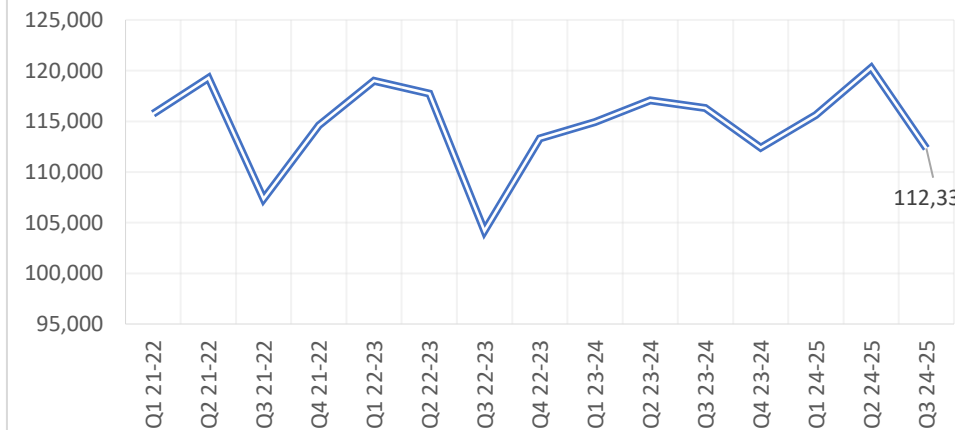
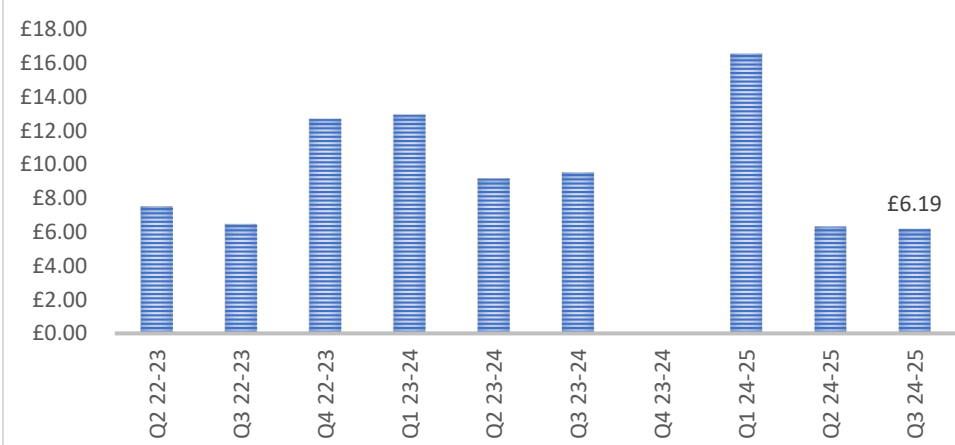


High is good

A Sustainable District (Environmental)

Priority		Measure and Direction of Travel		Comments																																
S			<div><p>% OF HOUSEHOLD WASTE RECYCLED</p><table><tr><th>Quarter</th><th>% Recycled</th></tr><tr><td>Q1 21-22</td><td>34.0</td></tr><tr><td>Q2 21-22</td><td>40.5</td></tr><tr><td>Q3 21-22</td><td>39.0</td></tr><tr><td>Q4 21-22</td><td>38.5</td></tr><tr><td>Q1 22-23</td><td>35.5</td></tr><tr><td>Q2 22-23</td><td>39.0</td></tr><tr><td>Q3 22-23</td><td>38.5</td></tr><tr><td>Q4 22-23</td><td>38.5</td></tr><tr><td>Q1 23-24</td><td>34.5</td></tr><tr><td>Q2 23-24</td><td>39.0</td></tr><tr><td>Q3 23-24</td><td>39.0</td></tr><tr><td>Q4 23-24</td><td>0.0</td></tr><tr><td>Q1 24-25</td><td>32.5</td></tr><tr><td>Q2 24-25</td><td>0.0</td></tr><tr><td>Q3 24-25</td><td>0.0</td></tr></table></div>	Quarter	% Recycled	Q1 21-22	34.0	Q2 21-22	40.5	Q3 21-22	39.0	Q4 21-22	38.5	Q1 22-23	35.5	Q2 22-23	39.0	Q3 22-23	38.5	Q4 22-23	38.5	Q1 23-24	34.5	Q2 23-24	39.0	Q3 23-24	39.0	Q4 23-24	0.0	Q1 24-25	32.5	Q2 24-25	0.0	Q3 24-25	0.0	No comment available. High is good
Quarter	% Recycled																																			
Q1 21-22	34.0																																			
Q2 21-22	40.5																																			
Q3 21-22	39.0																																			
Q4 21-22	38.5																																			
Q1 22-23	35.5																																			
Q2 22-23	39.0																																			
Q3 22-23	38.5																																			
Q4 22-23	38.5																																			
Q1 23-24	34.5																																			
Q2 23-24	39.0																																			
Q3 23-24	39.0																																			
Q4 23-24	0.0																																			
Q1 24-25	32.5																																			
Q2 24-25	0.0																																			
Q3 24-25	0.0																																			
S			<div><p>KG OF RESIDUAL WASTE PER HOUSEHOLD</p><table><tr><th>Quarter</th><th>KG Residual Waste</th></tr><tr><td>Q1 21-22</td><td>84.0</td></tr><tr><td>Q2 21-22</td><td>92.0</td></tr><tr><td>Q3 21-22</td><td>90.0</td></tr><tr><td>Q4 21-22</td><td>84.0</td></tr><tr><td>Q1 22-23</td><td>82.0</td></tr><tr><td>Q2 22-23</td><td>90.0</td></tr><tr><td>Q3 22-23</td><td>90.0</td></tr><tr><td>Q4 22-23</td><td>95.0</td></tr><tr><td>Q1 23-24</td><td>85.0</td></tr><tr><td>Q2 23-24</td><td>90.0</td></tr><tr><td>Q3 23-24</td><td>90.0</td></tr><tr><td>Q4 23-24</td><td>0.0</td></tr><tr><td>Q1 24-25</td><td>89.0</td></tr><tr><td>Q2 24-25</td><td>86.0</td></tr><tr><td>Q3 24-25</td><td>79.0</td></tr></table></div>	Quarter	KG Residual Waste	Q1 21-22	84.0	Q2 21-22	92.0	Q3 21-22	90.0	Q4 21-22	84.0	Q1 22-23	82.0	Q2 22-23	90.0	Q3 22-23	90.0	Q4 22-23	95.0	Q1 23-24	85.0	Q2 23-24	90.0	Q3 23-24	90.0	Q4 23-24	0.0	Q1 24-25	89.0	Q2 24-25	86.0	Q3 24-25	79.0	No comment available. Low is good
Quarter	KG Residual Waste																																			
Q1 21-22	84.0																																			
Q2 21-22	92.0																																			
Q3 21-22	90.0																																			
Q4 21-22	84.0																																			
Q1 22-23	82.0																																			
Q2 22-23	90.0																																			
Q3 22-23	90.0																																			
Q4 22-23	95.0																																			
Q1 23-24	85.0																																			
Q2 23-24	90.0																																			
Q3 23-24	90.0																																			
Q4 23-24	0.0																																			
Q1 24-25	89.0																																			
Q2 24-25	86.0																																			
Q3 24-25	79.0																																			
S			<div><p>DIESEL CONSUMPTION OF COUNCIL VEHICLE FLEET (LTRS)</p><table><tr><th>Quarter</th><th>Diesel Consumption (LTRS)</th></tr><tr><td>Q1 21-22</td><td>116,000</td></tr><tr><td>Q2 21-22</td><td>119,000</td></tr><tr><td>Q3 21-22</td><td>107,000</td></tr><tr><td>Q4 21-22</td><td>114,000</td></tr><tr><td>Q1 22-23</td><td>119,000</td></tr><tr><td>Q2 22-23</td><td>118,000</td></tr><tr><td>Q3 22-23</td><td>104,000</td></tr><tr><td>Q4 22-23</td><td>113,000</td></tr><tr><td>Q1 23-24</td><td>115,000</td></tr><tr><td>Q2 23-24</td><td>117,000</td></tr><tr><td>Q3 23-24</td><td>116,000</td></tr><tr><td>Q4 23-24</td><td>112,000</td></tr><tr><td>Q1 24-25</td><td>115,000</td></tr><tr><td>Q2 24-25</td><td>120,000</td></tr><tr><td>Q3 24-25</td><td>112,332</td></tr></table></div>	Quarter	Diesel Consumption (LTRS)	Q1 21-22	116,000	Q2 21-22	119,000	Q3 21-22	107,000	Q4 21-22	114,000	Q1 22-23	119,000	Q2 22-23	118,000	Q3 22-23	104,000	Q4 22-23	113,000	Q1 23-24	115,000	Q2 23-24	117,000	Q3 23-24	116,000	Q4 23-24	112,000	Q1 24-25	115,000	Q2 24-25	120,000	Q3 24-25	112,332	There is a slight decrease in fuel usage this quarter, due to the Grounds Department suspending grass cutting for the winter season. The Refuse Department have also suspended the green waste collection for the winter season. Low is good
Quarter	Diesel Consumption (LTRS)																																			
Q1 21-22	116,000																																			
Q2 21-22	119,000																																			
Q3 21-22	107,000																																			
Q4 21-22	114,000																																			
Q1 22-23	119,000																																			
Q2 22-23	118,000																																			
Q3 22-23	104,000																																			
Q4 22-23	113,000																																			
Q1 23-24	115,000																																			
Q2 23-24	117,000																																			
Q3 23-24	116,000																																			
Q4 23-24	112,000																																			
Q1 24-25	115,000																																			
Q2 24-25	120,000																																			
Q3 24-25	112,332																																			
S			<div><p>COST/M2 ENERGY ACROSS CORPORATE BUILDINGS (QUARTER BEHIND)*</p><table><tr><th>Quarter</th><th>Cost/M2 Energy</th></tr><tr><td>Q2 22-23</td><td>£7.50</td></tr><tr><td>Q3 22-23</td><td>£6.50</td></tr><tr><td>Q4 22-23</td><td>£12.80</td></tr><tr><td>Q1 23-24</td><td>£13.00</td></tr><tr><td>Q2 23-24</td><td>£9.20</td></tr><tr><td>Q3 23-24</td><td>£9.50</td></tr><tr><td>Q4 23-24</td><td>£0.00</td></tr><tr><td>Q1 24-25</td><td>£16.50</td></tr><tr><td>Q2 24-25</td><td>£6.20</td></tr><tr><td>Q3 24-25</td><td>£6.19</td></tr></table></div>	Quarter	Cost/M2 Energy	Q2 22-23	£7.50	Q3 22-23	£6.50	Q4 22-23	£12.80	Q1 23-24	£13.00	Q2 23-24	£9.20	Q3 23-24	£9.50	Q4 23-24	£0.00	Q1 24-25	£16.50	Q2 24-25	£6.20	Q3 24-25	£6.19	Energy consumption has slightly increased on 2023/24 figures, but energy costs have decreased over the same period. Further analysis would be required to check for reasons for consumption increase. Low is good										
Quarter	Cost/M2 Energy																																			
Q2 22-23	£7.50																																			
Q3 22-23	£6.50																																			
Q4 22-23	£12.80																																			
Q1 23-24	£13.00																																			
Q2 23-24	£9.20																																			
Q3 23-24	£9.50																																			
Q4 23-24	£0.00																																			
Q1 24-25	£16.50																																			
Q2 24-25	£6.20																																			
Q3 24-25	£6.19																																			

			R	<div><div>OCCUPANCY RATES FOR COMMERCIAL PROPERTIES (%)</div><div><table><tr><th>Quarter</th><th>Occupancy Rate (%)</th></tr><tr><td>Q1 21-22</td><td>96.5</td></tr><tr><td>Q2 21-22</td><td>97.0</td></tr><tr><td>Q3 21-22</td><td>97.0</td></tr><tr><td>Q4 21-22</td><td>97.2</td></tr><tr><td>Q1 22-23</td><td>96.5</td></tr><tr><td>Q2 22-23</td><td>98.5</td></tr><tr><td>Q3 22-23</td><td>98.5</td></tr><tr><td>Q4 22-23</td><td>98.5</td></tr><tr><td>Q1 23-24</td><td>98.0</td></tr><tr><td>Q2 23-24</td><td>97.2</td></tr><tr><td>Q3 23-24</td><td>97.2</td></tr><tr><td>Q4 23-24</td><td>97.2</td></tr><tr><td>Q1 24-25</td><td>91.5</td></tr><tr><td>Q2 24-25</td><td>91.2</td></tr><tr><td>Q3 24-25</td><td>90.39</td></tr></table></div></div> <div><p>The occupancy rate remains high but has however dropped slightly since last quarter after the surrender of a lease of a property in Carnforth. There is interest in 7 out of the 10 current void properties with negotiations advanced in many cases which will translate to higher occupancy figures in future quarterly reporting.</p><p>High is good</p></div>	Quarter	Occupancy Rate (%)	Q1 21-22	96.5	Q2 21-22	97.0	Q3 21-22	97.0	Q4 21-22	97.2	Q1 22-23	96.5	Q2 22-23	98.5	Q3 22-23	98.5	Q4 22-23	98.5	Q1 23-24	98.0	Q2 23-24	97.2	Q3 23-24	97.2	Q4 23-24	97.2	Q1 24-25	91.5	Q2 24-25	91.2	Q3 24-25	90.39			H	R	<div><div>AVERAGE TIME TAKEN TO PROCESS NEW HOUSING BENEFIT CLAIMS (DAYS)</div><div><table><tr><th>Quarter</th><th>Average Time (Days)</th></tr><tr><td>Q1 21-22</td><td>20.5</td></tr><tr><td>Q2 21-22</td><td>19.5</td></tr><tr><td>Q3 21-22</td><td>24.5</td></tr><tr><td>Q4 21-22</td><td>26.0</td></tr><tr><td>Q1 22-23</td><td>30.0</td></tr><tr><td>Q2 22-23</td><td>21.0</td></tr><tr><td>Q3 22-23</td><td>16.0</td></tr><tr><td>Q4 22-23</td><td>17.0</td></tr><tr><td>Q1 23-24</td><td>24.5</td></tr><tr><td>Q2 23-24</td><td>26.5</td></tr><tr><td>Q3 23-24</td><td>17.5</td></tr><tr><td>Q4 23-24</td><td>11.0</td></tr><tr><td>Q1 24-25</td><td>19.0</td></tr><tr><td>Q2 24-25</td><td>22.0</td></tr><tr><td>Q3 24-25</td><td>17.24</td></tr></table></div></div> <div><p>No comment available.</p><p>Low is good</p></div>	Quarter	Average Time (Days)	Q1 21-22	20.5	Q2 21-22	19.5	Q3 21-22	24.5	Q4 21-22	26.0	Q1 22-23	30.0	Q2 22-23	21.0	Q3 22-23	16.0	Q4 22-23	17.0	Q1 23-24	24.5	Q2 23-24	26.5	Q3 23-24	17.5	Q4 23-24	11.0	Q1 24-25	19.0	Q2 24-25	22.0	Q3 24-25	17.24			H	R	<div><div>COUNCIL TAX COLLECTION RATES (CUMULATIVE % MONTH ON MONTH)*</div><div><table><tr><th>Quarter</th><th>Actual Rate (%)</th><th>Target (%)</th></tr><tr><td>Q1 23-24</td><td>28.0</td><td>28.0</td></tr><tr><td>Q2 23-24</td><td>45.0</td><td>45.0</td></tr><tr><td>Q3 23-24</td><td>82.0</td><td>82.0</td></tr><tr><td>Q4 23-24</td><td>95.0</td><td>95.0</td></tr><tr><td>Q1 24-25</td><td>28.0</td><td>28.0</td></tr><tr><td>Q2 24-25</td><td>65.0</td><td>65.0</td></tr><tr><td>Q3 24-25</td><td>80.80</td><td>83.80</td></tr></table></div></div> <div><p>No comment available.</p><p>Annual target for collection rate is 95%</p><p>High is good</p></div>	Quarter	Actual Rate (%)	Target (%)	Q1 23-24	28.0	28.0	Q2 23-24	45.0	45.0	Q3 23-24	82.0	82.0	Q4 23-24	95.0	95.0	Q1 24-25	28.0	28.0	Q2 24-25	65.0	65.0	Q3 24-25	80.80	83.80			H	R	<div><div>BUSINESS RATES COLLECTION RATES (CUMULATIVE % MONTH ON MONTH)*</div><div><table><tr><th>Quarter</th><th>Actual Rate (%)</th><th>Target (%)</th></tr><tr><td>Q1 23-24</td><td>28.0</td><td>28.0</td></tr><tr><td>Q2 23-24</td><td>45.0</td><td>45.0</td></tr><tr><td>Q3 23-24</td><td>82.0</td><td>82.0</td></tr><tr><td>Q4 23-24</td><td>95.0</td><td>95.0</td></tr><tr><td>Q1 24-25</td><td>28.0</td><td>28.0</td></tr><tr><td>Q2 24-25</td><td>65.0</td><td>65.0</td></tr><tr><td>Q3 24-25</td><td>78.30</td><td>79.50</td></tr></table></div></div> <div><p>No comment available.</p><p>Annual target for collection rate is 98%</p><p>High is good</p></div>	Quarter	Actual Rate (%)	Target (%)	Q1 23-24	28.0	28.0	Q2 23-24	45.0	45.0	Q3 23-24	82.0	82.0	Q4 23-24	95.0	95.0	Q1 24-25	28.0	28.0	Q2 24-25	65.0	65.0	Q3 24-25	78.30	79.50
Quarter	Occupancy Rate (%)																																																																																																																																		
Q1 21-22	96.5																																																																																																																																		
Q2 21-22	97.0																																																																																																																																		
Q3 21-22	97.0																																																																																																																																		
Q4 21-22	97.2																																																																																																																																		
Q1 22-23	96.5																																																																																																																																		
Q2 22-23	98.5																																																																																																																																		
Q3 22-23	98.5																																																																																																																																		
Q4 22-23	98.5																																																																																																																																		
Q1 23-24	98.0																																																																																																																																		
Q2 23-24	97.2																																																																																																																																		
Q3 23-24	97.2																																																																																																																																		
Q4 23-24	97.2																																																																																																																																		
Q1 24-25	91.5																																																																																																																																		
Q2 24-25	91.2																																																																																																																																		
Q3 24-25	90.39																																																																																																																																		
		H	R	<div><div>AVERAGE TIME TAKEN TO PROCESS NEW HOUSING BENEFIT CLAIMS (DAYS)</div><div><table><tr><th>Quarter</th><th>Average Time (Days)</th></tr><tr><td>Q1 21-22</td><td>20.5</td></tr><tr><td>Q2 21-22</td><td>19.5</td></tr><tr><td>Q3 21-22</td><td>24.5</td></tr><tr><td>Q4 21-22</td><td>26.0</td></tr><tr><td>Q1 22-23</td><td>30.0</td></tr><tr><td>Q2 22-23</td><td>21.0</td></tr><tr><td>Q3 22-23</td><td>16.0</td></tr><tr><td>Q4 22-23</td><td>17.0</td></tr><tr><td>Q1 23-24</td><td>24.5</td></tr><tr><td>Q2 23-24</td><td>26.5</td></tr><tr><td>Q3 23-24</td><td>17.5</td></tr><tr><td>Q4 23-24</td><td>11.0</td></tr><tr><td>Q1 24-25</td><td>19.0</td></tr><tr><td>Q2 24-25</td><td>22.0</td></tr><tr><td>Q3 24-25</td><td>17.24</td></tr></table></div></div> <div><p>No comment available.</p><p>Low is good</p></div>	Quarter	Average Time (Days)	Q1 21-22	20.5	Q2 21-22	19.5	Q3 21-22	24.5	Q4 21-22	26.0	Q1 22-23	30.0	Q2 22-23	21.0	Q3 22-23	16.0	Q4 22-23	17.0	Q1 23-24	24.5	Q2 23-24	26.5	Q3 23-24	17.5	Q4 23-24	11.0	Q1 24-25	19.0	Q2 24-25	22.0	Q3 24-25	17.24			H	R	<div><div>COUNCIL TAX COLLECTION RATES (CUMULATIVE % MONTH ON MONTH)*</div><div><table><tr><th>Quarter</th><th>Actual Rate (%)</th><th>Target (%)</th></tr><tr><td>Q1 23-24</td><td>28.0</td><td>28.0</td></tr><tr><td>Q2 23-24</td><td>45.0</td><td>45.0</td></tr><tr><td>Q3 23-24</td><td>82.0</td><td>82.0</td></tr><tr><td>Q4 23-24</td><td>95.0</td><td>95.0</td></tr><tr><td>Q1 24-25</td><td>28.0</td><td>28.0</td></tr><tr><td>Q2 24-25</td><td>65.0</td><td>65.0</td></tr><tr><td>Q3 24-25</td><td>80.80</td><td>83.80</td></tr></table></div></div> <div><p>No comment available.</p><p>Annual target for collection rate is 95%</p><p>High is good</p></div>	Quarter	Actual Rate (%)	Target (%)	Q1 23-24	28.0	28.0	Q2 23-24	45.0	45.0	Q3 23-24	82.0	82.0	Q4 23-24	95.0	95.0	Q1 24-25	28.0	28.0	Q2 24-25	65.0	65.0	Q3 24-25	80.80	83.80			H	R	<div><div>BUSINESS RATES COLLECTION RATES (CUMULATIVE % MONTH ON MONTH)*</div><div><table><tr><th>Quarter</th><th>Actual Rate (%)</th><th>Target (%)</th></tr><tr><td>Q1 23-24</td><td>28.0</td><td>28.0</td></tr><tr><td>Q2 23-24</td><td>45.0</td><td>45.0</td></tr><tr><td>Q3 23-24</td><td>82.0</td><td>82.0</td></tr><tr><td>Q4 23-24</td><td>95.0</td><td>95.0</td></tr><tr><td>Q1 24-25</td><td>28.0</td><td>28.0</td></tr><tr><td>Q2 24-25</td><td>65.0</td><td>65.0</td></tr><tr><td>Q3 24-25</td><td>78.30</td><td>79.50</td></tr></table></div></div> <div><p>No comment available.</p><p>Annual target for collection rate is 98%</p><p>High is good</p></div>	Quarter	Actual Rate (%)	Target (%)	Q1 23-24	28.0	28.0	Q2 23-24	45.0	45.0	Q3 23-24	82.0	82.0	Q4 23-24	95.0	95.0	Q1 24-25	28.0	28.0	Q2 24-25	65.0	65.0	Q3 24-25	78.30	79.50																																					
Quarter	Average Time (Days)																																																																																																																																		
Q1 21-22	20.5																																																																																																																																		
Q2 21-22	19.5																																																																																																																																		
Q3 21-22	24.5																																																																																																																																		
Q4 21-22	26.0																																																																																																																																		
Q1 22-23	30.0																																																																																																																																		
Q2 22-23	21.0																																																																																																																																		
Q3 22-23	16.0																																																																																																																																		
Q4 22-23	17.0																																																																																																																																		
Q1 23-24	24.5																																																																																																																																		
Q2 23-24	26.5																																																																																																																																		
Q3 23-24	17.5																																																																																																																																		
Q4 23-24	11.0																																																																																																																																		
Q1 24-25	19.0																																																																																																																																		
Q2 24-25	22.0																																																																																																																																		
Q3 24-25	17.24																																																																																																																																		
		H	R	<div><div>COUNCIL TAX COLLECTION RATES (CUMULATIVE % MONTH ON MONTH)*</div><div><table><tr><th>Quarter</th><th>Actual Rate (%)</th><th>Target (%)</th></tr><tr><td>Q1 23-24</td><td>28.0</td><td>28.0</td></tr><tr><td>Q2 23-24</td><td>45.0</td><td>45.0</td></tr><tr><td>Q3 23-24</td><td>82.0</td><td>82.0</td></tr><tr><td>Q4 23-24</td><td>95.0</td><td>95.0</td></tr><tr><td>Q1 24-25</td><td>28.0</td><td>28.0</td></tr><tr><td>Q2 24-25</td><td>65.0</td><td>65.0</td></tr><tr><td>Q3 24-25</td><td>80.80</td><td>83.80</td></tr></table></div></div> <div><p>No comment available.</p><p>Annual target for collection rate is 95%</p><p>High is good</p></div>	Quarter	Actual Rate (%)	Target (%)	Q1 23-24	28.0	28.0	Q2 23-24	45.0	45.0	Q3 23-24	82.0	82.0	Q4 23-24	95.0	95.0	Q1 24-25	28.0	28.0	Q2 24-25	65.0	65.0	Q3 24-25	80.80	83.80			H	R	<div><div>BUSINESS RATES COLLECTION RATES (CUMULATIVE % MONTH ON MONTH)*</div><div><table><tr><th>Quarter</th><th>Actual Rate (%)</th><th>Target (%)</th></tr><tr><td>Q1 23-24</td><td>28.0</td><td>28.0</td></tr><tr><td>Q2 23-24</td><td>45.0</td><td>45.0</td></tr><tr><td>Q3 23-24</td><td>82.0</td><td>82.0</td></tr><tr><td>Q4 23-24</td><td>95.0</td><td>95.0</td></tr><tr><td>Q1 24-25</td><td>28.0</td><td>28.0</td></tr><tr><td>Q2 24-25</td><td>65.0</td><td>65.0</td></tr><tr><td>Q3 24-25</td><td>78.30</td><td>79.50</td></tr></table></div></div> <div><p>No comment available.</p><p>Annual target for collection rate is 98%</p><p>High is good</p></div>	Quarter	Actual Rate (%)	Target (%)	Q1 23-24	28.0	28.0	Q2 23-24	45.0	45.0	Q3 23-24	82.0	82.0	Q4 23-24	95.0	95.0	Q1 24-25	28.0	28.0	Q2 24-25	65.0	65.0	Q3 24-25	78.30	79.50																																																																										
Quarter	Actual Rate (%)	Target (%)																																																																																																																																	
Q1 23-24	28.0	28.0																																																																																																																																	
Q2 23-24	45.0	45.0																																																																																																																																	
Q3 23-24	82.0	82.0																																																																																																																																	
Q4 23-24	95.0	95.0																																																																																																																																	
Q1 24-25	28.0	28.0																																																																																																																																	
Q2 24-25	65.0	65.0																																																																																																																																	
Q3 24-25	80.80	83.80																																																																																																																																	
		H	R	<div><div>BUSINESS RATES COLLECTION RATES (CUMULATIVE % MONTH ON MONTH)*</div><div><table><tr><th>Quarter</th><th>Actual Rate (%)</th><th>Target (%)</th></tr><tr><td>Q1 23-24</td><td>28.0</td><td>28.0</td></tr><tr><td>Q2 23-24</td><td>45.0</td><td>45.0</td></tr><tr><td>Q3 23-24</td><td>82.0</td><td>82.0</td></tr><tr><td>Q4 23-24</td><td>95.0</td><td>95.0</td></tr><tr><td>Q1 24-25</td><td>28.0</td><td>28.0</td></tr><tr><td>Q2 24-25</td><td>65.0</td><td>65.0</td></tr><tr><td>Q3 24-25</td><td>78.30</td><td>79.50</td></tr></table></div></div> <div><p>No comment available.</p><p>Annual target for collection rate is 98%</p><p>High is good</p></div>	Quarter	Actual Rate (%)	Target (%)	Q1 23-24	28.0	28.0	Q2 23-24	45.0	45.0	Q3 23-24	82.0	82.0	Q4 23-24	95.0	95.0	Q1 24-25	28.0	28.0	Q2 24-25	65.0	65.0	Q3 24-25	78.30	79.50																																																																																																							
Quarter	Actual Rate (%)	Target (%)																																																																																																																																	
Q1 23-24	28.0	28.0																																																																																																																																	
Q2 23-24	45.0	45.0																																																																																																																																	
Q3 23-24	82.0	82.0																																																																																																																																	
Q4 23-24	95.0	95.0																																																																																																																																	
Q1 24-25	28.0	28.0																																																																																																																																	
Q2 24-25	65.0	65.0																																																																																																																																	
Q3 24-25	78.30	79.50																																																																																																																																	